



District Report Card: 2017


State: Bihar	District: Purnia
Class: 3	Subject: Language
Schools: 59	Students: 1259


Participation/Coverage


Students

<div>GENDER</div> <div></div>	Boys		Girls	
	Number	%	Number	%
	588	46.70	671	53.30

<div>AREA</div> <div></div>	Rural		Urban	
	Number	%	Number	%
	1170	92.93	89	7.07

<div>CATEGORY</div> <div></div>	SC		ST		OBC		GEN	
	Number	%	Number	%	Number	%	Number	%
	221	17.55	46	3.65	904	71.80	88	6.99

<div>CWSN</div> <div></div>	LD	VI	HI	S&LD	ID	Oth
	1	0	0	1	1	0

<div>Management</div> <div></div>	Government		Government-aided	
	Number	%	Number	%
	1259	100.00	0	0.00

Average Performance of Students in Language (%)

Overall	Gender		Area		Management		Social Group			
	Male	Female	Rural	Urban	Govt.	Aided	SC	ST	OBC	GEN
63.04	63.27	62.84	61.87	78.35	63.04	0.00	61.51	66.52	62.66	68.94

Performance on Learning Outcomes (LOs)

Learning Outcomes	Description	Average Performance(%)
L304	Reads small texts with comprehension i.e., identifies main ideas, details, sequence and draws conclusions	63.57
L312	Reads printed scripts on the classroom walls: poems, posters, charts etc.	61.99

Range of Performance of Students who Answered Correctly							
Below 30%		30% - 50%		50% - 75%		Above 75%	
Number	%	Number	%	Number	%	Number	%
147	11.68	214	17.00	462	36.70	436	34.63

Lowest Performing Learning Outcomes (LOs)

1 - Reads printed scripts on the classroom walls: poems, posters, charts etc. (61.99)

2 - Reads small texts with comprehension i.e., identifies main ideas, details, sequence and draws conclusions (63.57)